

BIG STEPS LITTLE FEET NEWSLETTER

JULY 2021

HAPPY BIRTHDAY!!

Henry C	7/7/17
Hudson L	7/10/19
Case P	7/12/18
Jonas F	7/16/17
Ms. Steph	7/18/??
Emmitt R	7/28/19
Brody C	7/29/19



WELCOME TO BSLF!

We are overjoyed to welcome Bailey to the center! She is joining her sister Mara at the center and will be joining the Infant room!




MASK UPDATE!

Beginning Monday, July 12th, we will no longer require parents or staff to wear masks. Active cases of COVID in Sheboygan County have significantly decreased to less than 30 per day. With such low probability of exposure in our area, we believe the risk to be minimal.

We will continue to provide hand sanitizer and masks at the entrance - anyone that prefers to use a mask, or may be feeling under the weather, can continue to use these resources. Your children's safety will continue to be our top priority. As time goes by, if cases of COVID spike in our area, we will reinstitute our mask policies that have kept BSLF open and minimized exposure.








Thank you all for your understanding and patience. As always, please let us know if you have any questions or concerns.





July 2021



SUNDAY	MONDAY	TUESDAY	WEDNESDAY	THURSDAY	FRIDAY	SATURDAY
				1	2 Red, White and Blue Day!	3
4 HAPPY 4 TH OF JULY!	5 BSLF CLOSED! Have a Happy and Safe Independence Day!	6 Stuffed Animal Day! Bring your favorite stuffed animal from home!	7 Water Wednesday! Bring your swimsuit and towel!	8 ENRICHMENT CLASS 10am Goey-Goey Ages 2 and Up FEE: \$1.00	9	10 
	12 Arr! Pirate Day and Treasure Hunt! 	13	14 Water Wednesday! Bring your swimsuit and towel!	15 Visiting Acrobat!! Ages 2 and up 10 am FEE: \$5.00	16 Hat Day! Wear your favorite hat to school!	17 
18	19 Sidewalk Chalk and Painting Day!	20 Town of Sheboygan Fire Department 10am Firetruck Tour @BSLF No Fee	21 Water Wednesday! Bring your swimsuit and towel!	22 	23 Kite Flying Day!	24 
25	26 	27 Christmas in July! Wear Red and Green!	28 Water Wednesday! Bring your swimsuit and towel!	29	30 We're Going on a Bug Hunt!	31



FALL SCHEDULES

Fall brings many changes. Including a lot of peoples schedules!

If you know that you will be having a schedule change in the coming months, we would appreciate you lets us know as soon as possible. That will let us know how many teachers we will need when the time comes!

Thank you!!



CHECK THIS OUT!!!

This month we have a fun sidewalk chalk day on our summer activity calendar! I found this super cool add-on idea that I thought may be fun for families to try at home!
EXPLODING CHALK RECIPE!

What You Need:

Zip-seal bags
Corn Starch
Vinegar
Food coloring/watercolors
Baking soda

Method

Begin by combining 1 cup of corn starch with 1 cup of white vinegar in a large zip-seal bag. Mix until combined, repeating this process until the desired amount of "bag bombs" are prepped. Add several drops of food coloring to each bag before sealing them tightly. Then, give the bags to the kids to mix until all ingredients are combined.




In addition to the paint bags you will need baking soda bombs.

Making Baking Soda "Bombs"

Start with a toilet-paper-square.

Place 1-2 tablespoons of baking soda into the middle of the paper. Then, tuck and fold the paper securely around the baking soda.

Repeat this process for each exploding chalk bomb that you anticipate making. Then, repeat it a few more times (trust me;).



Are you ready to start the fun?

Quickly toss a prepped baking soda bomb into one of the zip-seal bags of vinegar-paint.

Then, very quickly seal the bag. I found it helped to have the bag mostly sealed before adding the baking soda bomb.

Once sealed set the bag down and give the contents inside a good shake.

Then, step back and marvel at the beautiful, erupting art!

